

# 1 1/2" BORE STAINLESS STEEL CYLINDER

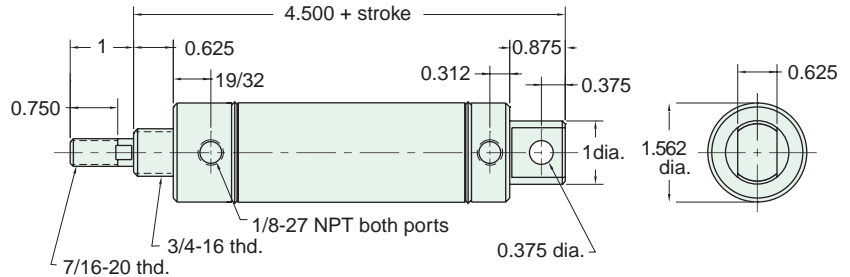


## CDR-24-□-□

Double Acting



**Mount:** Clevis      **Standard Stroke Lengths:** 1/2", 1", 1-1/2", 2", 3", 4"  
**Type:** Rotating Rod      6, 8", 10", 12"  
**Options:** C, F, R, MB, B, W, V, P2, P3, P4, P5, P6, P7, P8, N      For magnetic bumpers add .312



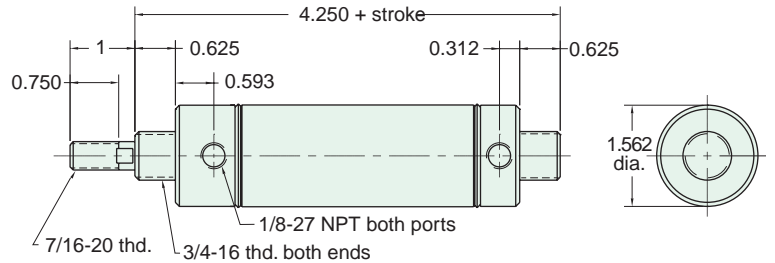
Furnished without nut(s). See Chart on Page 46.

## EDR-24-□-□

Double Acting



**Mount:** End      **Standard Stroke Lengths:** 1/2", 1", 1-1/2", 2", 3", 4", 6, 8", 10", 12"  
**Type:** Rotating Rod  
**Options:** C, F, R, MB, B, W, V, P6, P7, P8, N      For magnetic bumpers add .312



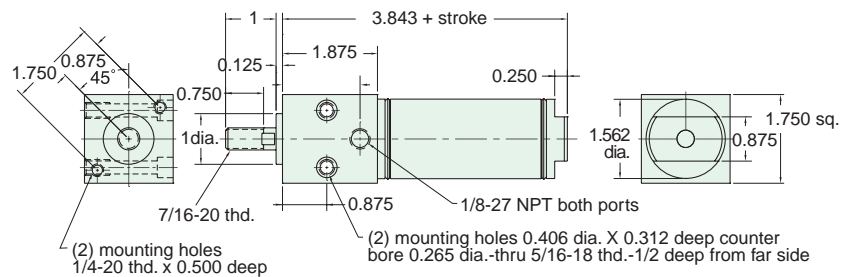
Nuts included, but not shown on drawing

## FDR-24-□-□

Double Acting



**Mount:** Front      **Standard Stroke Lengths:** 1/2", 1", 1-1/2", 2", 3", 4", 5", 6"  
**Type:** Rotating Rod  
**Options:** MB, B, W, V, P6, P7, P8, S, N      For magnetic bumpers add .312



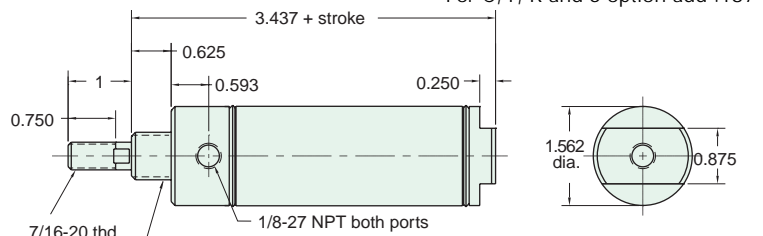
For S option add .187

## SDR-24-□-□

Double Acting



**Mount:** Stud      **Standard Stroke Lengths:** 1/2", 1", 1-1/2", 2", 3", 4", 6, 8", 10", 12"  
**Type:** Rotating Rod  
**Options:** C, F, R, MB, B, W, V, P6, P7, P8, S, N      For magnetic bumpers add .312



For C, F, R and S option add .187

Nut included, but not shown on drawing  
 For C, F, & R options use side ported rear head